

Cynomolgus TL1A Protein; His Tag


Product Information

Product Name	Cynomolgus TL1A Protein; His Tag
Storage temp.	Store at $\leq -70^{\circ}\text{C}$, stable for 6 months after receipt. Recommend to aliquot the protein into smaller quantities for optimal storage. Please minimize freeze-thaw cycles.
Catalog# / Size	GM-84080RP-100 / 100 μg GM-84080RP-1000 / 1 mg

Protein Information

Alternative Names	TNFSF15, VEGI, TL1, TL1A, TNLG1B, VEGI192A
Source	Cynomolgus TL1A Protein; His Tag (GM-84080RP) is expressed from human 293 cells (HEK-293). It contains AA Leu 72 - Leu 251 (Accession # F6S8F9-1). This protein carries a His tag at the N-terminus.
Purity	> 90% as determined by SDS-PAGE
Endotoxin	< 1 EU/ μg , determined by LAL gel clotting assay
Predicted Mol Mass	20.5 KDa
Formulation	Supplied as a 0.2 μm filtered solution of PBS, pH7.4.
Description	Tumor necrosis factor (TNF)-like cytokine 1A (TL1A) is a member of the TNF superfamily of proteins (TNFSF15), which signals through association with death domain receptor 3 (DR3). Decoy receptor 3 (DcR3) competes with DR3 for TL1A binding and inhibits functional signaling. These proteins are significantly upregulated in inflamed intestinal tissues, and their pathogenetic importance for inflammatory bowel disease (IBD) is suggested by accumulating evidence. TL1A/DR3 induce costimulatory signals to activated lymphocytes, including the gut-specific populations of CD4+CD161+ and CD4+CCR9+ cells, affecting all major effector pathways and inducing the mucosal upregulation of Th1, Th2, and Th17 factors.

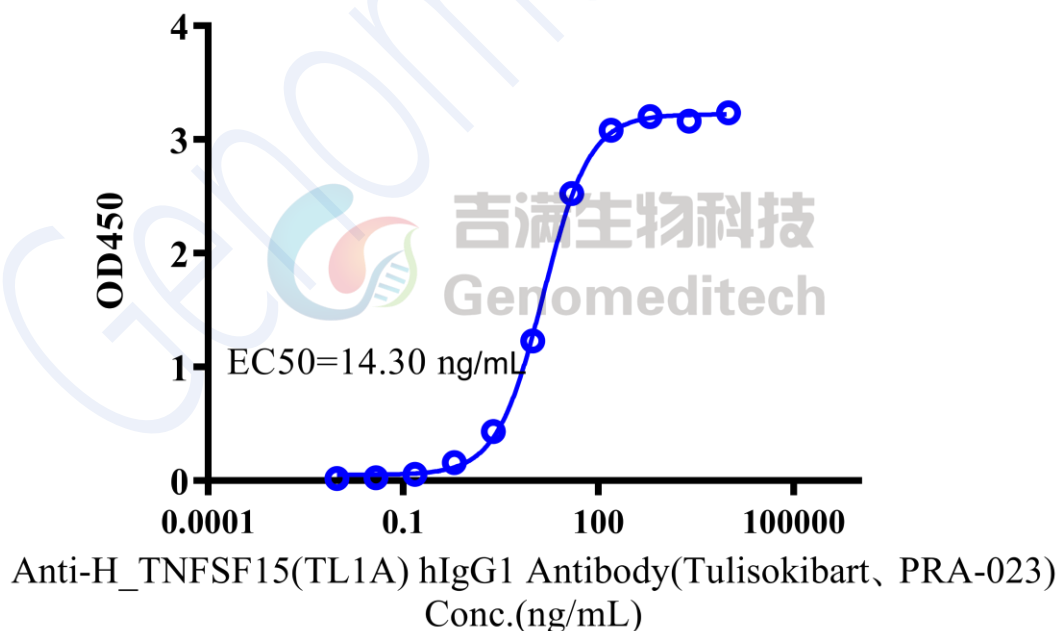
SDS-PAGE



On SDS-PAGE under reducing (R) condition. The gel was stained overnight with Coomassie Blue. The purity of the protein is greater than 90%.

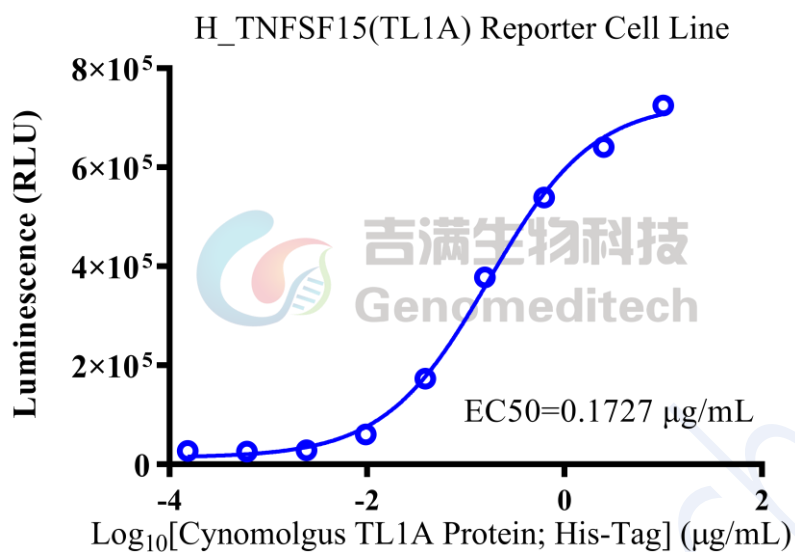
Bioactivity-ELISA

Cynomolgus TL1A Protein; His Tag, ELISA 0.5 µg of Cynomolgus TL1A Protein; His Tag per well



Cynomolgus TL1A Protein; His Tag (Catalog # GM-84080RP) was immobilized at 5 µg/ml (100 µL/well).
Increasing concentrations of Monoclonal Anti-H_TNFSF15(TL1A) hIgG1 Antibody(Tulisokibart、PRA-023)
(Catalog # GM-58915AB) were added.

Bioactivity CELL BASE



Cynomolgus TL1A Protein; His Tag (Catalog # GM-84080RP) was added to H_TNFSF15(TL1A) Reporter Cell Line (Catalog # GM-C30289), and stimulates TL1A/DR3 signals.